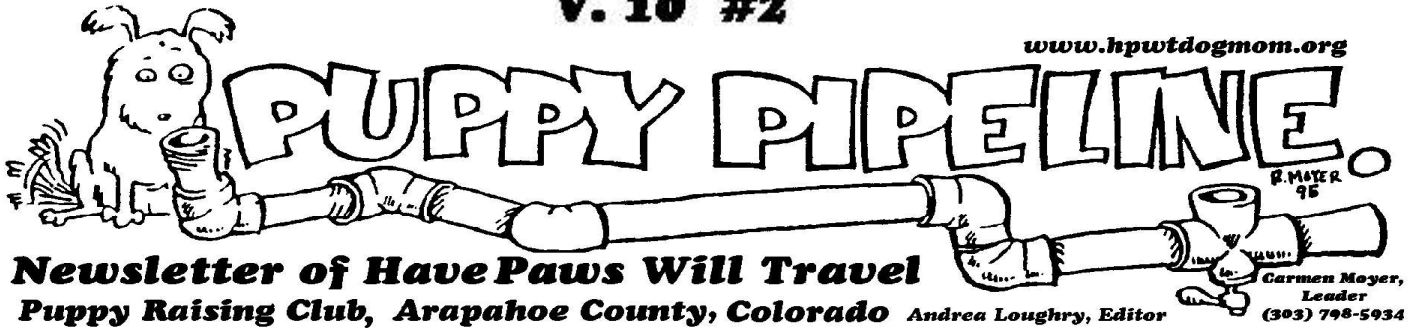


February 2004

V. 10 #2

www.hpwt dogmom.org



HPWT SCHEDULE

Young puppies meet every Tuesday. Call Carmen Moyer if you have scheduling questions.

February 10th: 7:00 pm. Training meeting at the County Extension building.

February 17th: Social outing, at a nursing home. Details to follow.

February 24th 7:00 p.m. Training meeting at the County Extension building.

PUPPY PIPELINE ON LINE!

The *Puppy Pipeline* newsletter is going all electronic! Beginning with this issue, we will deliver the *Pipeline* straight to all HPWT members' email boxes, with no mailing delays or printing and postage charges to the club! Even better, any every family member with an email address can receive a copy—just let us know the email addresses that should receive the *Pipeline* and we'll add them to the e-mailing list. Since the *Pipeline* is produced in three formats—PDF, HTML, and email, there is sure to be a format that everyone can access and print out. However, if you experience difficulties, contact the editors and we will help you troubleshoot.

WEBSITE EXCITEMENT!

The meeting schedule has been added to the website under "Schedule & Events." Now, all you have to do is check the website at www.hpwt dogmom.org for all the latest updates!

TOY SALE

The club's inventory of toys will be available for purchase from 6:45 to 7:00 p.m. at every fourth Tuesday training meeting. The toys are all GDB approved and sold considerably under retail price. So make plans to restock your puppy's toy box right at puppy club!

A GRADUATION!

FADA, a female yellow lab raised by Barb Witcher, graduated on January 31st as a working guide. FADA will live and work with her partner, right here in Colorado. Congratulations to all!



MARCH PUPPY TRUCK

The next puppy pickup and delivery is tentatively scheduled for March 13, 2004. Carmen Moyer's female German shepherd, GIDGET, is will return on this truck. The following HPWT raisers will receive puppies:

Annette Bossert, B Male YL

Kathryn Champine, B Female BL

Lynda Harris, A Male BL

Leah Jonas, C Male YL

Carmen Moyer, B Female BL

Rhonda & Allan Sutton, E Male YL

The next puppy truck is tentatively scheduled for May 9th, 2004.




DOGGIE TALES



Doggie Tales is a reading program in which children improve their skills by reading aloud to dogs. Volunteers are needed to handle calm, older puppies in training and career change dogs while the children read. Raisers waiting for a puppy may borrow a dog for the afternoon; contact Carmen for a list of eligible dogs. Doggie Tales takes place on the first Saturday of the month from 12:45-3:00 p.m.

Dates for 2004:

Feb. 7, Koelbel Library,
March 6, Castlewood Library
April 3, Smoky Hill Library
May 1, Smoky Hill. Library



ASK ABBIE

Abolene is a career change golden and co-raiser of eleven puppies. Address questions to Abbie c/o the editor or e-mail at abbie@hpwtdogmom.org

Dear Abbie:

Whenever we go on a walk, there are a million smells to investigate, and hundred things to pick up. But every time I start to sniff, my raiser jerks my neck. Worse yet, just when I've found something really great like a stick or pebble, they jerk me and take it out of my mouth. My neck is starting to turn into a rubber band! I don't get the big deal. I wish they'd stop jerking me around.

—Hoovering Along

Dear Hoover:

If you are ever to become a successful Guide, you'll have to decide to be a dog, not a four-footed vacuum cleaner. Your raisers are right to correct you for sniffing the ground and to take away things you pick up. I'm sorry your neck is getting rubbery from all the jerking, but it's important you break the hoovering habit before it gets any more ingrained in you. Your raisers can help you by doing a few exercises at home. They can "seed" the floor or yard with the kinds of items you like, and then walk you through so you can practice keeping your head up. They should praise you a lot when you avoid sniffing and correct you when your nose goes down. After you get good at walking on leash without sniffing so much, you can try more challenging areas like neighborhood walks and social outings. No matter where you go—even on a walk for relaxation—you still need to keep your nose off the ground. Some dogs are naturally more sniffy and prone to pick up things than others. If your raisers just can't get you past this habit, it might be well to consider a head collar for a few months. That way your raisers can physically help you keep your head up, without stretching out your neck too much. Once you get in the habit of walking with your head held high, it will become easier to resist all that good stuff on the ground!

CRATES NEEDED

As our numbers increase, so does our need for additional top-quality kennels for our dogs. If you see a molded plastic airline-style crate at a garage sale priced at \$30 or less, please buy it for the club. HPWT will reimburse you. Extra large crates are especially needed. Only purchase crates in *excellent* condition. Call Carmen if you have questions about a particular crate you have in mind.

HAVE PAWS, WILL TRADE

It is important that our puppies experience changes in environment and routine. To this end, it is our goal to trade our puppies with other raiser families about once a month. By trading, our puppies learn to be flexible, to trust that different people will take care of their needs, and they get a chance to experience new sights and smells. One house may have a resident cat. Another may have young children. Some homes require crate time when the raisers are at work; others, the puppy "lives" in the car accompanying its raisers on errands.



To accomplish these trades, puppy raisers usually exchange dogs or leave their pups with a sitter while they are out of town. Right now, however, we have several new raisers waiting for puppies who need experience before the puppy truck on March 13th. If you have a current puppy, please consider sharing your dog with one of these new raisers! If you are a new raiser, don't be shy about contacting a current raiser and asking for a puppy for a few days, or for an afternoon to participate in Doggie Tales. Check the new roster to see who lives close to you!

You can print out the puppy visiting form at <http://hpwtdogmom.org/club/info/visitingform.html> The raiser should fill out the instructions on the form for the sitter, and the sitter needs to keep a diary of the dog's visit. It doesn't need to be fancy or lengthy, but it does give credit for trading the puppy and gives valuable insights into the puppy's strengths and weaknesses for the puppy's permanent record. The sitter's report should be attached to the dog's monthly report. The report can even be e-mailed to the raiser just after the puppy leaves sitter's home, with a copy to Carmen. That way it gets recorded instead of forgotten when monthly report time rolls around.

Trading our puppies is an important part of raising them—just like socializing and teaching house manners. So let's all give our new raisers some Guide Puppy experience and get those puppies out there on the road to success!

FOOD COUPONS AVAILABLE

If you have a career change dog that eats Eukanuba, you can add your name to their special promotions list by calling 1-800-525-4267. Sometimes there are coupons worth as much as a \$6.00 off the purchase of a bag of food, so the call is definitely worth it!

REMINDERS



The club has several exercise pens and baby gates available for raisers' use. These are great tools for confining new puppies to a smaller area of the house, yet allowing the puppy more freedom than it would experience in its kennel. Contact Sue Green if you are interested in taking advantage of this equipment.

Salt, snow-melt and other winter road and sidewalk treatment products can be caustic to puppy paws and harmful if ingested by licking feet and legs. Wash your puppy's feet, legs and undercarriage after you get home from outings that exposed your pup to this pervasive winter time hazard.

HPWT IN GUIDE DOG NEWS

Congratulations to Rich Moyer, GIDGET, LODGE, and EMMETT for having their picture appear in the Winter edition of *Guide Dog News*. The photo was taken when Carmen and her family visited a financial supporter of GDB on a recent trip to Nebraska. *Guide Dog News* circulates to 60,000 people quarterly. The photo also appears on the web edition of the newsletter at www.guidedogs.com.

WHERE IS YOUR DOG WHEN THE DOOR OPENS? A CAUTIONARY TALE

By Anne, a puppy raiser (reprinted with permission from the Internet)

Where is your dog when the door opens? Odd question, I'm sure. In most cases the majority of us probably have our pups on leash, in jacket ready to go out into the world with us. Our keeper dogs are probably somewhere in the house being told "You need to stay home, I'll be back!" I'm sure there are a few out there who have to use their knees, feet, arms and hands to physically keep a dog or two in the house so you can shut the door all the way.

What about when you are making multiple trips from house to car to bring in groceries? Where is your pup then? Is your pup kenneled without fail? How about in the backyard safely behind another door? Maybe they are on a tie down near the door like my pups in training. I bet there's a ton of people out there who just have their dogs inside, sure that they are not going to step foot out that doorway without your good graces. Or those that are

convinced the dog will be fine because, after all, the door is being shut right after you enter or exit--no chance for escape. Right? *Not necessarily.*

Now picture my family's evening last night: Dad returns home with a load of groceries. Little yappy dog who is prone to run bolts at the screen door, which unlatches with the force of his weight, and swings open. Little yappy dog bounds through the front yard with Mom in quick pursuit. Mom, in her rush to get Yappy, swings the door shut behind her. Door does not latch tightly. In the mean time, overly anxious and excitable Rescue Mutts was put in backyard as a precaution in preparation for bringing groceries in the house. Since he could easily run for the door, he would be safer outside.

While Mom is in pursuit of Yappy, Rescue Mutts leaps through the open bay window in the living room, tearing through the screen and making it inside the house. Rescue Mutts runs toward the door where all the excitement he is missing is happening just outside. The poorly latched screen door flies open as Rescue Mutts makes a beeline toward the street to see Dad who is at the car.

Just as Rescue Mutts gets about middle of the street, an SUV doing about 30MPH hits Mutts head on and drags him under the vehicle. Rescue Mutts is recaptured after nearly twelve minutes of panicked racing around, and taken to the emergency clinic. End result is major head trauma, two broken legs, lacerations to the head, neck, legs and abdomen requiring an estimated total of 230-250 sutures, tail requiring amputation, and a lower back injury.

It's not a pretty story... Please think about this every time you open your front door—be aware of where your dogs are. I usually keep my pups on a tie down or in the back yard, but there are times I haven't. I've told myself time and again that they won't bolt for the door if I tell her to stay! And it's going to be that one time in a million I turn up wrong that I will be taking my beloved dog to an ER clinic for an injury I could have easily prevented by simply placing her on a tie down or kenneled her.

Yes, freak accidents occur. You can't prevent them all, but you can sure give yourself a fighting chance by taking a few extra moments to ensure your dogs are safe, inside and out.



PUPPY KISSES

To January Doggie Tales participants: Carmen Moyer with GIDGET, Kelsey Rea with LODGE, Janet Ford with DAYTONA, and Sheila Rea with FOGERTY.



To puppies that were traded between October and December 2003: JET, WILSA, ILKA, FERRARI, AKRON, EMMETT, and GIDGET.

To Chris Ford for teaching the older puppy class this fall and winter. This allowed Andrea Loughry to work her new puppy EMMETT personally while he was in the baby puppy class. We look forward to Chris's insights and enthusiasm at future meetings!

To Sue Green for contacting raisers and raisers-in-waiting to arrange for redistribution of club kennels as we prepare for an influx of new puppies.

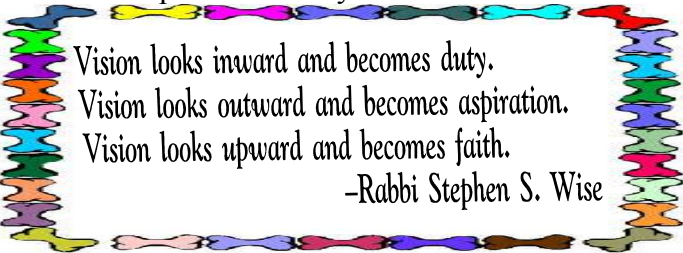
To Kristi Anderson for faithfully bringing toys to club meetings and for volunteering to open the club store every fourth Tuesday meeting night.

To Ellen Goldstein for her diligent efforts in taking over as Treasurer of HPWT.

To all raisers who have coordinated with raisers-in-waiting to share their dogs and experience to give our new folks an opportunity to learn.

THE RYAN FUND

In 1998, then-puppy raiser Ryan DeKruif received the J. C. Penney Golden Rule Award. Part of the award went to a charity of Ryan's choice. He designated HPWT as the recipient, establishing a fund designated to help raisers defray part of the cost of attending graduations. The Ryan Fund is still going strong, and Ryan himself has gone on to become a fireman and EMT; he still occasionally drops by club meetings and puppy sits from time to time. Thank you Ryan, for your long-ago generosity that still helps us out today!



REIMBURSEMENT REVISITED

GDB offers raisers a \$250 vet reimbursement. After that is spent, all vet visits must be pre-authorized in order for raisers to be reimbursed. Anytime a vet recommends a procedure beyond routine shots and office calls, pre-authorization should be sought, regardless of whether there is money left in the puppy's account. Here are a few hints to help make sense of things:

Keep track of all vet bills. You, the raiser are in charge of keeping track of the puppy's vet expenditure. Don't count on the vet or Guide Dogs to have accurate information. Request copies of the invoice each time you visit the vet, keep a ledger—whatever it takes to have an accurate record of your pup's vet expenses.

Get the information about an estimate. Don't leave it up to the vet to make sure everything was authorized. If your vet is kind enough to call Guide Dogs and get the pre-authorization, you should follow up with the final bill amount to confirm that any extra charges that differ from the estimate that was authorized, are authorized.

Don't panic. If you have a vet expense that was more than you thought, call before the bill is submitted for payment so that it can be worked out.

Emergencies: Emergency care is *always* authorized. Work with the local vet on what is truly needed, and what can wait until the regular work week, but do not hesitate to have urgent/emergency care done. Make sure to contact GDB immediately after the crisis is stabilized.

Some items are never reimbursed. Some of these include: health certificates, grooming expenses, and corona vaccines (be sure to remind your vet to omit this shot, since many include it routinely in the mix.)

Who to Call: Contact Julianne Carpenter at 800-295-4050 x2112, or jcarpenter@guidedogs.com to arrange for a pre-authorization number for your vet visit. Also, be sure to keep Carmen in the loop and email our local Puppy Raising Adviser, Barb Deevers at bdeevers@guidedogs.com, so that they can help you navigate the waters and straighten out any problems that may occur. Good communication all around is the key to successful vet reimbursement and healthy puppies!