


December 2004 / January 2005

Volume 10 # 11

www.hpwt dogmom.org



Newsletter of Have Paws Will Travel

Puppy Raising Club, Arapahoe County, Colorado Andrea Loughry, Editor

SCHEDULE

PLEASE NOTE: There are several changes in December and January due to building conflicts and holidays. Please mark your calendar accordingly.

December 7th: 6:30 p.m. HPWT Holiday Party. Marie Callender's, on Dry Creek Road, just west of Broadway, in the back dining room. We will order from the menu, with separate checks. Gift exchange: bring a gift if you want to receive one. RSVP to Carmen by December 1st with the number of people and puppies that will attend. (Puppies are optional.)

December 14th: 7:00 p.m. Training meeting at the County Extension office.

December 28th: 7:00 p.m. Training and business meeting at the County Extension office.

January 11th: 7:00 p.m. Training meeting at the County Extension office.

January 18th: Social outing. Time & place to be announced.

January 25th: 7:00 p.m. Training and business meeting. Place to be announced.

JONAS FUND UPDATE

The money donated by Leah Jonas upon her Bat Mitzvah has been put to good use for HPWT raisers. So far, each raiser has received a tag bag and a long line. We have also purchased four additional first aid kits from Animal ER for raisers who joined our club after the initial kits were made up. Thank you, Leah!

GIFT WRAP FUNDRAISER

Here is the schedule for the gift wrapping fund raiser at the Barnes & Noble Store on County Line Road near Park Meadows. If you have questions, please contact Lizz Landert.

Dec. 18th	9:00 a.m. to 12:00 noon - Suttons
Dec. 19th	9:00 a.m. to 12:00 noon - Landert
	12:00 noon to 4:00 p.m. - Jonas
	4:00 p.m. to 7:00 p.m. - Bossert
Dec. 23rd	6:00 p.m. to 10:00 p.m. - Harris

PAPERWORK REMINDERS

Monthly reports are due by the last day of the month without fail. Be sure to attach any sitter's reports if your puppy stayed with another raiser during the month. Please make a special effort to turn in the report in person at the last meeting of the month. Otherwise, you'll have to fax it, or spend a stamp to get it to Carmen by the deadline.



With the holidays upon us (ready or not!) many families are planning for holiday travels. While most puppies are well prepared to meet any travel that their raisers may have planned, all puppies traveling outside of their state of residence need to be pre-approved by our Puppy Raising Adviser, Barb Deevers. Please use the official travel form and submit it to Carmen at least one week prior to your planned trip. That way you have time to get any needed flea and tick medications you might need for your trip, and find out if there are any health advisories for your destination. Carmen will forward the travel form to Barb. *Ed. Note: The travel and puppy sitter forms can be printed from our website at <http://hpwt dogmom.org/club/info/forms.html>.*

ASK ABBIE



Abolene is a career change golden and co-raiser of twelve puppies. Address questions to Abbie at abbie@hpwtdogmom.org

Dear Abbie,

My fur keeps falling out. It doesn't hurt, so I don't care, but I hear Mom grumbling under her breath every day as she sweeps up my little black hairs. Am I doing something wrong? What can I do to keep from shedding hair all over Mom's house? She says she thinks I'm going bald!
—Shiny but Shedding

Dear Shiny:

Don't worry! You're not going bald. You are experiencing something called "blowing your coat" which means you are shedding your fur and replacing it with a new coat. Labs tend to blow coat twice a year, in spring and fall. My mom often has trouble keeping ahead of all the loose hair, no matter how much she brushes our puppy in training, but there are a few tricks we've learned over the years which can help. Your mom may want to start with a nice, warm bath. The warm water will help the dead hair fall out when your mom brushes you. Next, tell your mom to get a shedding blade or an undercoat rake at the pet store. The shedding blade is a loop with short metal teeth designed to brush out the dead hair; an undercoat rake is the same idea, only it's a straight row of metal teeth. She might want to pick up a slicker brush with soft, fine metal teeth at the same time if she doesn't already have one. Then have your mom take you outside for a grooming session. She can go over you thoroughly with the shedding blade and then finish up with the slicker, which will pick up any extra loose hair and keep you from bringing it back into the house. My mom uses both at once--one in each hand, for a quicker job! Of course, you have to stand very still so your mom can get the job done. She may have to repeat this kind of grooming session every day for a week or more until you're done shedding. Oh, and one last thing--until you're done blowing coat, try to resist the urge to shake yourself in restaurants and other places when you're socializing!






STOPPING KEEP-AWAY

from Dot Dill

If your dog plays keep away, here's something you can try. Greatly increase the praise you give the dog when he actually comes. Try to give at least 30 seconds of praise—time yourself a once or twice so that you know how long thirty seconds is! Remember, you've got to offer something really special for a dog to leave whatever he is sniffing in the yard in order to come to you, especially if he suspects that you are going to make him come inside. In addition to lots of happy, excited praise, have an interactive toy ready for him and play a brief game of tug when the dog comes. Then let the dog wander off and call again. Then more happy talk and another game of tug. Anything to get the dog to think that being with you is a wonderful and exciting place to be.

PUPPY KISSES

 To Linda Harris with AKIRA, Lauren Goldstein with NANA, Ellen Goldstein with AMIGA, and Jonas family with COUGAR who all attended a nursing home called Iliff Care Center for a Mitzvah Day in October. 

 To Wendy Kalkus & FERRARI, for getting their picture on the GDB Website. To see the photo, go to http://guidedogs.com/Fun_Day/FD-1.html, and click through the slide show. Their photo is toward the end, so keep clicking until you see them!

'TIS THE SEASON TO TRADE PUPPIES

While some of our puppies may get an experience in another raiser's home during their raiser's holiday travel, it's important for all puppies to be traded periodically. Trading helps the dog learn to adjust to new situations, and offers new different experiences. GDB guidelines state that pups should be traded at least once every three months, beginning at about thirteen weeks of age. Be sure to get credit for trading by attaching the sitter's report to your monthly report. The sitters' reports contain valuable information for our leaders and your pup's future trainers! So make a New Year's resolution to trade your puppy often in 2005!

