


December 2002 - January 2003

V.9 #1

www.hpwt dogmom.org



HPWT SCHEDULE

December 10th: HPWT Holiday Party

6:30 p.m. at Marie Calender's on Broadway & Dry Creek Rd. Gift exchange for either dogs or people (\$7.00 or under); if you want to receive a gift, bring one. Dogs are optional. **RSVP to Carmen immediately so that she can let the restaurant know how many revelers to expect!**

HOLIDAY GIVING: In the spirit of the holidays, HPWT members will be taking up a collection at the holiday party to help homeless pets at the Maxfund Shelter. Maxfund is a no-kill shelter in Denver specializing in animals with physical or behavioral problems that would cause them to be euthanized at other shelters. The economic downturn has caused a desperate need at Maxfund. Raisers may make a voluntary donation of dog food, toys, supplies, or money. Checks should be made out to HPWT—the club will write one check to the shelter. All donations are tax deductible. More information about Maxfund may be found on the web at www.maxfund.org or use the link on our website, <http://hpwt dogmom.org> under events.

December 17th: 7:00 p.m. Training and business meeting, all puppies, at the Extension bldg. This will be the last meeting of HPWT for 2002, including the young puppy class. Once the holidays are over, we will return to our regular schedule of training meetings on the 2nd and 4th Tuesdays with a social outing on the 3rd Tuesday.

Jan 14th: Training Meeting, 7:00 p.m., at the Extension Building.

Jan 21st: Social Outing, Park Meadows Mall. Meet at the food court fireplace at 7:00 p.m.

Jan 28th: Training & business meeting, 7:00 p.m., at the Extension building.

GRADUATIONS!

Two HPWT alumni graduated from the Oregon campus on November 16th. SOPHIA, a female golden retriever raised by Berta & Rich Waldmeier, will be guide to a young woman in Texas. CASHEW, a female yellow lab raised by Aubry and Debra Bingham, also graduated as a working guide. Both families were able to attend the festivities. Congratulations, raisers, dogs, and graduates!



GRADUATION STORY

by Berta Waldmeier

SOPHIA was the fourth puppy we raised and we had a long wait to see if she'd graduate. So we were thrilled to get the call from Carmen that she was in class. Rich and I and our daughter Kara traveled to Portland for her graduation. Kara had raised CHUCK (our first puppy), but CHUCK was career changed so she had never seen a Guide Dog campus or a graduation. Since Kara had helped raise SOPHIA after her "temporary" move back home in July, she was as much her raiser as we were.

SOPHIA'S partner is a young woman near Kara's age. She's a recent college graduate with a great personality and a real love for dogs. We were delighted to see her connection with SOPHIA, both working together and the bond they have already built. They will be a great match for many years to come.


The best part of puppy raising is by far the graduation, because you get to see that the small, wiggly puppy that you have raised and loved has grown into a responsible adult who has bonded with her new partner. SOPHIA was such a special puppy who really touched our hearts. We were thrilled to meet SOPHIA'S partner and to present her, knowing the job SOPHIA will be doing and the love she will be getting in return.



CONGRATULATIONS!

ASK ABBIE

Abolene is a career change golden and co-raiser of ten puppies. Address questions to Abbie c/o the editor or e-mail at abbie@hpwtdogmom.org



Dear Abbie:

I sleep in a crate in my mom's room. I like it, but lately it's getting harder to squeeze inside, and once I do, I can barely turn around. Mom says if I don't stop growing, I'll have to give up my crate. Since I can't help getting bigger, I think my mom should get me a bigger crate. If she doesn't, where will I sleep?

—Growing like a Weed

Dear Growing:

Some humans get bigger crates as their puppies grow, but others don't have room for a huge crate in the bedroom. Then you're left with the choice of a big crate somewhere else in the house—which would be lonely—or moving to a tie-down at night. A tie-down is a short piece of plastic-wrapped metal cable with snaphooks on both ends. One end attaches to the bed or an eye-bolt on the floor, and the other end attaches to your collar. Some puppies are ready earlier than others, but usually by the time you outgrow your baby kennel, you are mannerly enough to start sleeping on a tie-down. If you are fairly good at making it through the night without an accident, and also at keeping your mouth on your own toys, you are probably ready. My mom always starts our puppies by putting them on the tie-down and lying on the bed beside them, reading. That way she can correct any misbehaviors and the pup still gets the feeling of being there while its human lies still. After a few trial runs, she lets them try it overnight—usually on a weekend so if she loses a lot of sleep monitoring them it won't make her too tired for work the next day. The pups usually take to the tie-down right away and we can get rid of the crate in the bedroom within a couple of weeks. It's important for Guide Dog puppies to be comfortable using both crate and tie-down, so even if you don't get to sleep on a tie-down overnight, it's high time your raiser introduces you to how they work. Remember, whatever your raiser decides, she should make sure you get enough practice that you stay comfortable with both crate and tie-down!

**Celebrate the Holidays!
Give your dog its Heartgard
On the 1st day of
December & January!**

NEW RAISERS

Welcome to Carol Fey and Pat Fitzgerald, who have just become the newest members of HPWT. Carol and Pat are waiting for a puppy of their own to co-raise. Meanwhile, they would love to puppy-sit! Call Carmen if you need their contact information.

CAREER CHANGE DOGS

JASMINE, a female yellow lab raised by Sydney Spraggs and finished by the Logan family, was career changed for physical reasons on October 29th. JASMINE will come home to Sydney as a pet. MARNIE, a female black lab raised by Lizz Landert was career changed on November 22nd. MARNIE was discovered to have a heart defect when she was given an in-depth physical screening for the breeding program. MARNIE is looking forward to the life of a co-raiser with Lizz. Welcome home, puppies!

PUPPY KISSES

🐾 To Ellen Goldstein for suggesting the holiday charity giving idea, and to Lizz Landert for volunteering to take the items collected to Maxfund.



🐾 To Carmen Moyer & Gidget, Sheila and Kelsey Rae & WONDER, and Maegan Shanteau & FADA for helping with the booth at the 4-H Expo. Sloppy kisses to Sheila Rae for taking good care of our club display items after the Expo was over.

🐾 To Carmen Moyer for arranging for the Holiday Party at Marie's. Carmen reports they are elated to host our group—and dogs at their restaurant!

🐾 To Barnes & Noble Gift wrapping fundraiser participants: Landert, Rea and Logan. Sloppy kisses to Lizz Landert for organizing this effort.

NEW CLUB LIBRARIANS



Sheila and Kelsey Rae are our new club librarians. Our library includes GDB training tapes, the *Special Partners* video, and books like *A Guide Dog Puppy Grows Up*. View our full holdings at <http://hpwtdogmom.org> by clicking on the "books" icon. Let the Sheila or Kelsey know what you want to borrow, and they will bring it to the next club meeting!



REMINDERS

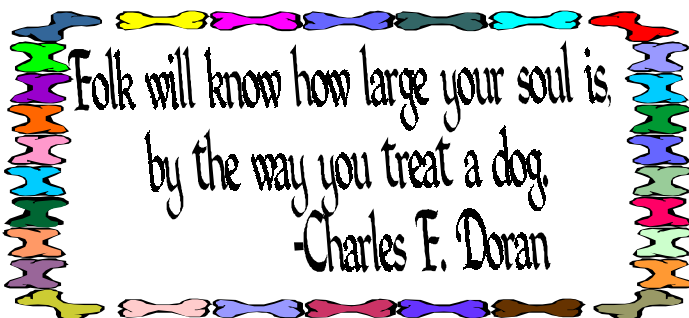
Authorization and Vet Forms: If you have incurred more than \$250 in vet expenses, you need to get an authorization number from Guide Dogs *before* your dog is seen by a vet (unless it is an emergency) if you want Guide Dogs to cover the cost of the vet visit. If you are close to running out of vet forms, contact the GDB puppy raising department and they will send you more forms. Call GDB at 800-295-4050.

Tax Tip: All or part of the expenses you incur for the puppy raising project may be tax deductible, including food and mileage to and from club meetings. Ask your tax advisor for more information. You will need paperwork for contributions over \$250, but otherwise your cancelled check is enough. So add up those puppy receipts and give yourself a (tax) break!

REMINDERS FROM GDB

GDB Puppy Collars: Just a friendly reminder to return all used puppy collars to your leaders or Guide Dogs. Raisers are encouraged to keep any I.D. tags and the brass plate from the collars as mementos, but the collars do need to be returned. Lately, we have had several calls from the public identifying lost dogs as GDB program dogs because they are wearing a GDB puppy collar. Your cooperation with this will help us recycle old collars, and handle any lost dog calls in a timely manner.

Rabies Vaccination Records: Raisers are asked to mail in certificates for juvenile rabies vaccinations done in the field, so that we may have a copy in the dog's file. Please mail these to the Puppy Raising Office in San Rafael. If the puppy receives the rabies vaccination after one year of age, please attach the certificate to the project record at time of recall. This will help us have proper documentation down the road. *Ed. Note: keep a copy of all vaccination certificates for your own records as well.*



MEMORIAL FUND

It is with sadness we announce the death of Chuck Toft, husband of Anne Toft and keeper of career change dog BERKLEY. Anne was active with HPWT some time ago as our program coordinator, and we all enjoyed seeing exuberant golden retriever BERKLEY becoming a mature and well-mannered adult dog under Anne & Chuck's tutelage. BERKLEY became such an integral part of Chuck's life that Anne has set up a memorial through the 4-H Foundation. Tax-deductible memorial contributions may be made payable to: Arapahoe County 4-H Foundation, 5804 S Datura, Littleton, CO 80120 (Designated in memory of Chuck Toft).

DOGGIE TALES RETURNS

The Doggie Tales program teaches literacy by offering children the chance to read aloud to a non-judgmental canine friend. Some HPWT club members participated in this program at Koebel Library, which has since been discontinued. Now the teachers at Franklin Elementary School in Littleton (located near Franklin and Euclid streets, just north of Arapahoe Road, near Southglenn Mall) are setting up a reading program similar to the library's Doggie Tales.



Since this is a school setting, the sessions necessarily take place during school hours. Wednesdays, the dogs will be with small groups of children from a third grade classroom. Fridays the dogs will be with children who need special reading help. Sessions are scheduled as follows:

Wednesdays	Fridays:
12:30-2:00 p.m.	9:30 am-11:30 a.m.
12/11/02, 1/8/03	1/17/03, 2/14/03
2/5/03, 3/5/03	3/14/03, 4/11/03
4/2/03	

There is special need for two more dogs at the December 11th session.

Both career change dogs and older puppies in training able to lie still for a period of time are welcome to participate. Contact Carmen if you need help evaluating if your puppy is ready for the program. If you are available and would like to help out, call Sabrina Speight at 303-698-9950 or e-mail her at sspeight@earthlink.net to volunteer.

CAUTION: HOLIDAYS AHEAD

It's that time of year again, when the snow flies and (from a puppy's-eye-view) raisers deck the halls with indoor plumbing, chew toys, and a wonderland of snacking choices. Here are a few things you can do to keep your puppy out of the proverbial doghouse—and the emergency room—this winter and holiday season.



Weather Hazard: Our puppies are inside dogs; they feel the cold as much as we do. If it's too cold for you outside without a coat, it's too cold for your dog.

Feet, tails, ears and genitals frostbite easily. And remember, your dog needs water just as much in winter as in summer, so make sure it has constant access to the water bowl.



Choking/Chewing Hazard: Strings of lights, colorful glass ornaments, wrapped packages and ribbons can all tempt puppy mouths to stray. Wads of material or sharp objects ingested can cause damage or a blockage that can require surgery to remove. Dogs chew to relieve stress, so be extra vigilant about your puppy's extracurricular chewing activities during this bustling time of year.



Electric Shock Hazard: The electrical cords associated with holiday lights tempt a puppy to chew. Keep extension cords away from where the puppy will have access.



Poisoning Hazard: Holiday goodies like chocolate and greenery like poinsettias and mistletoe are toxic, as are tinfoil wrapping on candy and tinsel on the tree. "No people food" goes double at the holidays. Rich food can bring on digestive woes and worse, so resist the temptation to give holiday table scraps—even to pet dogs—and put up the leftovers before your puppy can even begin to think about stealing from table or counter.

Salt and snow-melt products can be irritating to the feet and toxic if ingested. If you've been socializing your puppy where these chemicals are used, wash its feet and undercarriage in warm sudsy water as soon as you get home to minimize the impact. Of course, even a taste of antifreeze can be fatal, so keep it in tightly closed containers away from your puppy and clean up any spills immediately and thoroughly. Watch out in parking lots that your dog doesn't steal a sip of someone's spilled radiator fluid or step in a puddle that he will lick off his feet in the car.


Lost Dog Hazard: In all the holiday hubbub it can be easy to lose track of your dog's whereabouts. Make sure she's securely confined in her crate or a closed room before the festivities kick into high gear. Check your dog's tags to make sure they are all there—both GDB and local I.D.—and that all the information on them is current.



OH! CHRISTMAS TREE!

Whether you choose a real tree or an artificial tree, your puppy is sure to be amused and confused at your attempt to bring the great outdoors inside. A little planning, a little training, and some holiday cunning can help your puppy and you have a more festive time.

When you finally finish decorating the tree, introduce your dog to the area on a leash. Let her sniff and explore but make it clear with sharp collar corrections that she is not to touch the tree or presents. You may need go back to keeping her on leash for several days until this lesson sinks in. After all, there are *balls* on the tree—and what retriever can resist balls of any kind? Puppy tails and fragile ornaments are a bad mix; try hanging breakable or edible ornaments on the top third of the tree and reserve the bottom portion for the sturdier fabric, plastic and paper decorations. Males given to marking may water the tree and presents—another reason for heavy supervision until your can trust your dog's behavior with the new decor.



Lucky raisers have a room where the tree can be closed off, either with a baby gate or door. Barring that, an exercise pen around the tree will do the trick. One raiser wraps large empty boxes and arranges them around the base of the tree to create a barrier. Another hangs bells on the low branches as an early warning system when a pet gets too close for comfort. Whatever solution you come up with, here's hoping you and your puppy have a happy, bright, and uneventful holiday season!

SHARE THE JOY

Do you have a cute photo of your current or past puppy enjoying the holidays? If so, email it to the webmistress at andrea@hpwtdogmom.org or hand her a photo for scanning at a club meeting. (Please identify all dogs & people in the image). Let's have a photo gallery of holiday cheer on our website this year!